

Epoxyline

Epoxy resin line marking paints with excellent durability



Watco Epoxyline is a line marker for use in heavy wear areas or areas subject to chemical spillage. Not recommended for exterior use. It is a brush applied, two part epoxy resin marking paint with excellent resistance to abrasion and harsh chemicals.











Areas of use:

- Heavy wear areas
- Areas subject to chemical spillage
- Safe traffic routes on floors
- Highlighting hazards such as step edges

Features:

- Can be applied to bare concrete or well bonded paint
- Cures to receive light traffic next day
- Virtually solvent free and virtually odourless
- Compatible with Watco epoxy paint systems for line marking and demarcation

Colours/RAL Reference

 Squirrel Grey 7000	 Mid Green 6002	 Traffic Red 3020
 Jet Black 9005	 Mid Blue 5015	 Signal Blue 5005
 Hazard Yellow 1021	 Pure White 9010	



Need help? Speak to the experts

Our dedicated and professional team are here to help you get the best results for your project. They will talk you through the preparation and application stages when using **Epoxyline**.

Call our expert team on: **01483 418 418** (Weekdays 8:00am - 5:30pm. Saturday 9:00am - 12:00pm)



Epoxyline

Epoxy resin line marking paints with excellent durability

1 Surface Preparation

All surfaces should be clean and dry before application.

Remove any poorly bonded material and abrade well bonded paint or sealer to provide a key on painted or sealed surfaces. A trial area is recommended on smooth, shiny surfaces to test adhesion.

Edges of lines should be defined with masking tape (available from Watco).

2 Mixing

Thoroughly stir the contents of the smaller resin tin before emptying it into the larger curing agent tin. It is very important that all the contents of the resin tin are decanted and thoroughly mixed with the curing agent with a wide bladed tool until an even colour is obtained.

3 Application

Best results are achieved in warm (minimum 15°C), dry conditions with good air circulation.

In very high temperatures (30°C and above), it is recommended that bare concrete is lightly dampened first with water.

Ideally use a brush and apply sufficient paint to obliterate the substrate. Do not over brush.

Remove masking tape 1 to 2 hours after painting.

After normal industrial use, worn line markings can be renewed with a fresh coat of Epoxyline. Lightly abrade the surface to provide a key and clean the area as per Surface Preparation section above.

4 Vocs

EU limit for this product (cat A/j): 140g/L (2010).

This product contains less than 10g/L VOC.

5 Safety

Material Safety Data Sheets are available.

6 Ordering

Available direct from Watco UK Limited and through agents worldwide. All Watco products are sold subject to the Company's Standard Conditions of Sale.

The Company and its representatives are often asked to comment on potential uses of Watco products which differ from those described in the Company's data sheets. Whilst in such cases the Company and its representatives will always try to offer helpful and constructive advice, the Company cannot be held responsible for the results of such uses unless they are specifically confirmed in writing by Watco.

Epoxyline

Epoxy resin line marking paints
with excellent durability

Specification

Composition	Water based epoxy resin.
Number of Components	1 x resin, 1 x curing agent.
Finish	A brush applied coat on most surfaces will produce a tough semigloss finish. Suitable for most surfaces.
Primer Required	No.
Number of Coats	One coat is usually sufficient if applying by brush. If applying by roller, a second coat will usually be needed.
Usage Interior/Exterior	Interior.
Application Tools	Brush.
Suitable For	Bare concrete or well bonded paint.
Pack Size	1L
Coverage	Each pack will cover approximately 50m of 50mm wide line (2.5m ²) per 1 litre allowing for one coat.
Curing Time	Will normally cure overnight (at 20°C) to accept light foot traffic or a second coat (if needed) next day. It will be fully cured and have full chemical resistance in 7 days (at a minimum temperature of 15°C).
Pot Life	Up to two hours at 20°C. Higher ambient temperatures will reduce the working life of the mixed components.
Cleaning Tools	Brushes should be washed in warm soapy water before the product starts to cure. Accidental splashes of the resin component prior to mixing with the activator can only be removed by strong solvents.
Shelf Life	24 months in unopened container.
Cleaning	Avoid washing the surface for 7 days after painting. Thereafter, Watco Epoxyline will be resistant to the normal range of industrial cleaners but strong degreasants should be tested first. Do not steam clean or expose to temperatures above 60°C.
Storage	Store at a temperature range of 20°C to 25°C for at least 4 hours before use. Do not allow to freeze.
Safety	Material Safety Data Sheets are available. Food products must be removed from the area during application and cure.
Principle Limitations Please contact us regarding applications not described here	<p>Not suitable for exterior use – it will fade. For step edges subject to very heavy wear a coating will have a limited life, and an alternative such as Watco Safety Edge GRP (in anti slip fibreglass) may be more suitable.</p> <p>Lighter colours (e.g. whites, yellows and light greens) may require multiple coats due to lower opacity.</p>