

Liquid Roof Membrane WB Liquid Roof Membrane Anti Slip WB

Reinforced waterproof protection for flat roofs

A roller applied, tough fibre water based acrylic membrane to waterproof and seal flat and pitched roofs. Watco Liquid Roof Membrane is a high performance, high build, roller applied coating, designed to waterproof and protect flat and pitched roofs.

This exceptional waterproofer offers seamless protection against water ingress and can also be used around pipes and extrusions. Liquid Roof Membrane is highly flexible and 'moves' with the roof without cracking or splitting, and has excellent UV resistance which protects against fading and weathering.

This single pack, cold applied coating is quick and easy to use over large areas.

If applying over an existing similar type of coating to offer additional protection, one coat is sufficient. Two coats are recommended on previously untreated surfaces simply to ensure that no patches are missed and there is a complete waterproof film.

Anti Slip Liquid Roof Membrane provides extra safety for maintenance or emergency access routes.



Colour



Mid Grey

While great care is taken with the colour sample shown, no guarantee can be given that it represents exactly the colour offered.

Areas of use:

- Seals and protects roofs from water ingress
- Use on flat and pitched roofs and around existing pipe work and extrusions

Features:

- Superior waterproofing properties - prolongs the life of your roof
- High performance, seamless finish – no joins, no leaks
- Excellent resistance to UV and weathering
- Can be applied to slightly damp surfaces
- High elasticity coating – 'moves' with the roof to reduce splitting or cracking
- Cold applied
- Single pack high build coating – easy to use and covers well
- Available in a coarsely textured anti slip version for added safety

Need help? Speak to the experts

Our dedicated and professional team are here to help you get the best results for your project. They will talk you through the preparation and application stages when using **Liquid Roof Membrane**.

Call our expert team on: **01483 418 418** (Weekdays 8:00am - 5:30pm. Saturday 9:00am - 12:00pm)



Liquid Roof Membrane WB & Anti Slip Liquid Roof Membrane WB

1 Surface Preparation

Inspect the entire surface to ensure the substrate is sound and not weak, loose, flaking or defective.

Where necessary, carry out repairs to cracks, holes, blisters, etc. prior to applying Liquid Roof Membrane. Our technical team will be happy to advise you on the best repair material to use for your particular application.

Ensure the roof is clean and dry (although slight damp is acceptable) and free from all loose debris and roof contaminants. All fungal growth and moss should be treated with a suitable fungicidal cleaner. General dirt and contamination can be removed with Watco Bio-D, a biodegradable solvent free degreaser.

2 Application

Do not apply if rain is forecast within 48 hours.

The coating should be thoroughly stirred and must not be thinned.

Joints/Protrusions – Apply generous amounts to areas at a higher risk of water ingress such as joints and protrusions, with a paint brush prior to the application of the main coating.

Main Coating – Apply by roller and work well into the surface. Use a paint brush for the edges. If applying over an existing similar type coating to offer additional protection, one coat is sufficient. Two coats are recommended on previously untreated surfaces simply to ensure that no patches are missed and there is a complete waterproof film. The second coat can be applied after a minimum of 16 hours (based on a temperature of 20°C) and should be applied within 7 days. If more than 7 days elapse the first coat should be lightly abraded before the second coat is applied and the first coat should be checked to ensure it's clean and free of any debris/moss, etc.

Anti Slip Liquid Roof Membrane – Once the second coat has been applied, simply scatter the grit evenly over the wet coating and leave to dry. Use as much or as little grit to achieve the desired anti slip effect.

3 Safety

Material Safety Data Sheets are available.

4 Ordering

Available direct from Watco UK Limited and through agents worldwide. All Watco products are sold subject to the Company's Standard Conditions of Sale.

The Company and its representatives are often asked to comment on potential uses of Watco products which differ from those described in the Company's data sheets. Whilst in such cases the Company and its representatives will always try to offer helpful and constructive advice, the Company cannot be held responsible for the results of such uses unless they are specifically confirmed in writing by Watco.

Liquid Roof Membrane WB & Anti Slip Liquid Roof Membrane WB

Specification

Composition	Single pack, water based, fibre loaded pigmented detail coating based on an elastomeric/self-crosslinking acrylic polymer system.
Number of Components	1 x Liquid Roof Membrane, 1 x additive (additive for anti slip only)
Finish	Mid grey, smooth (anti slip also available), semi-gloss finish.
Primer Required	No.
Number of Coats	2 coats recommended.
Usage Interior/Exterior	Exterior.
Application Tools	Medium pile roller. Cut in using a brush.
Minimum Application Temperature	Air Temperature 15°C. Surface Temperature 10°C.
Suitable For	Concrete, asphalt or similar type roofing membranes. The moisture content of concrete should be less than 75% RH.
Pack Size	5L & 15L.
Coverage	5 - 7 m ² per 5 litre unit and 14 - 21 m ² per 15 litre unit depending on substrate. Typical thickness ~0.9mm per coat. Two coats are recommended.
Pot Life	N/A
Cleaning Tools	It is not practical to clean applicators and they should be disposed of after use.
Shelf Life	12 months in unopened containers.
Storage	Store in tightly closed original container in a dry, cool and well-ventilated place, do not allow to freeze.
Principle Limitations Please contact us regarding applications not described here.	Do not apply to wet/icy surfaces or if surface/air temperatures are below 8 °C, or in saturated air conditions. Do not apply if RH is above 85%. Do not apply if rain is forecast within 48 hours. Do not apply in cold static conditions. At least two coats of product must be applied at the prescribed coverage rates. The first coat must be fully reinforced with Reinforcing Scrim. This product is not recommended for waterproofing gutters. On solid sheeted pitched roofs, attention to lap joints, bolt heads, etc. will be required.

DRYING TIME

	Recoat Time	Touch Dry
10°C	Minimum – 48 hours Maximum – 3 days	16 hours
20°C	Minimum – 24 hours Maximum – 7 days	8 hours

Liquid Roof Membrane WB & Anti Slip Liquid Roof Membrane WB

Test Results




**Slip Resistance
A/S ONLY
BS7976-2**

The Pendulum Test Value (PTV) is measured in wet conditions. A number above 36 indicates a 'low slip potential'.

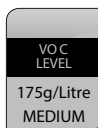
High: 0-24 PTV
Moderate: 25-35 PTV
Low: 36+ PTV
66PTV – Anti Slip Liquid Roof Membrane

66 PTV

Standard Compliance




**BREEAM
COMPLIANT**
(for refurbishment requirements)



VOC LEVEL
Liquid Roof Membrane/
Anti Slip Liquid Roof
Membrane



ISO 16000
The 'Loi Grenelle' measurement of the effect of a product's VOC level within a building. A+ is the top safety rating.



**REACH
COMPLIANT**