

Metal Paint












Easy-to-apply, quick-drying, low yellowing anti-Rust Metal paint for protecting new and restoring existing metal work.



Watco Metal Paint is an easy-to-apply, quick-drying, single pack, anti-corrosive coating for old and new, interior or exterior metal work. With 190 RAL colours to choose from and excellent adhesion to a multitude of substrates, Watco Metal Paint will quickly and easily transform metal work.

Watco Metal paint requires minimal preparation to achieve an optimal finish. It also provides excellent resistance to the elements and will withstand harsh weather without blistering, cracking or peeling. The unique choice of coating technology combines surface tolerance on a wide variety of surfaces, in addition to providing 70% less yellowing than conventional solvent-based metal paints. This unique formulation is scrubbable, providing a low maintenance, easily cleaned, hygienic surface which lasts and lasts.

Colours

 Mid Grey RAL 7036	 Dark Grey RAL 7005	 Blue Grey RAL 7000
 Black RAL 9005	 Mid Blue RAL 5015	 Dark Blue RAL 5005
 Signal Red RAL 3020	 Hazard Yellow RAL 1021	 White RAL 9010
 Stone RAL 7032	 Mid Green RAL 6002	



Samples are available on request. While great care is taken with the colour samples shown, no guarantee can be given that they represent exactly the colours offered. *Bright yellows and oranges may require more than one coat.

Areas of use:

- All exterior and interior metal work
- Handrails
- Touch-up of rusted metal work
- Garage doors
- Pipework
- Radiators
- Metal barriers

Features:

- Professional quality, single pack yellowing resistant alkyd coating
- Protects and transforms new and existing metal work
- Easy to apply
- Scrubbable, easy-to-clean satin finish
- Available in 190 RAL colours
- Superior anti-corrosive performance demonstrated by BS EN ISO 9227
- Quick drying formulation - can be overcoated within 3 hours, allowing for 2 coats in 1 day
- Excellent resistance to the elements, will not crack, blister or flake
- Excellent adhesion with minimal preparation

Need help? Speak to the experts

Our dedicated and professional team are here to help you get the best results for your project. They will talk you through the preparation and application stages when using **Metal Paint**.

Call our expert team on: **01483 418 418** (Weekdays 8:00am - 5:30pm. Saturday 9:00am - 12:00pm)



Metal Paint

Easy-to-apply, quick-drying, low yellowing anti-Rust Metal paint for protecting new and restoring existing metal work.

1 Surface Preparation

Priming - Watco Metal Paint is self-priming, multiple coats can be used if full coverage is not achieved in one coat.

Painted Surfaces – abrade to remove any weak or loose paint, and or loosely adhered rust. A suitable surface can usually be obtained by preparing with a wire brush and a paint scraper. Check remaining paint is well bonded. Very smooth, glossy paint must be lightly abraded to provide a key. Watco Bio D can be used to remove grease and oil from painted surfaces.

Bare Metal - The surface should be clean, dry and free from any loose material. To improve adhesion, smooth metal surfaces can be prepared by a wire brush or other mechanical techniques. Any grease or oil should be removed with Watco Bio-D or similar degreasant. All traces of degreasant should be washed away and the surface left until completely dry before painting.

Copper & Brass - If a green patina is observed, this should be removed with phosphoric acid prior to painting.

Stainless Steel - Bristle blasting is recommended to provide a profile prior to coating.

2 Mixing and application

The paint should be thoroughly stirred and must not be thinned. Immediately before application apply a stripe coat to any complex surfaces adjacent to the area about to be painted (for example welds and edges or surface defects) being sure to work the paint into any cracks or defects. Apply by roller or brush and work well into the surface, being sure to go over every stroke so no gaps are left visible and maintain a wet edge. Avoid applying the paint too thickly opacity may not be achieved in the first coat, but a second coat can be applied as soon as the first coat is dry (generally 3 hours). Avoid washing the surface for 7 days.

Important: Watco Metal Paint is not intended for application to exterior floors, decks, or any surface subject to water immersion or prolonged contact with water. Check weather forecast prior to application and do not apply if rain, frost, fog or dew is forecast prior to full cure of the coating. Ensure paint, air and surface temperature are all above 10°C and humidity is below 85%.

3 Storage

Important: Watco Metal Paint should be stored at a temperature above 10°C and best results are achieved when applied in dry, warm, well-ventilated conditions

4 Safety

Material Safety Data Sheets are available. Watco Metal Paint is flammable and should be used in a well-ventilated area. Food products must be removed during application and cure.

5 Ordering

Available direct from Watco UK Limited and through agents worldwide. All Watco products are sold subject to the Company's Standard Conditions of Sale. The Company and its representatives are often asked to comment on potential uses of Watco products which differ from those described in the Company's data sheets. Whilst in such cases the Company and its representatives will always try to offer helpful and constructive advice, the Company cannot be held responsible for the results of such uses unless they are specifically confirmed in writing by Watco.

Metal Paint

Easy-to-apply, quick-drying, low yellowing anti-Rust Metal paint for protecting new and restoring existing metal work.

Specification

Composition	Single pack, solvent-based alkyd.
Number of Components	1
Usage Interior/ Exterior	Exterior and interior.
Application Tools	Roller or brush.
Suitable For	Most metals, existing well-bonded paint, concrete and wood.
Pack Size	1L
Coverage	10m ² per 1L per coat.
Cleaning Tools	White Spirit can be used to clean tools.
Recommended Number of Coats	2-3
Wet Film Thickness	100 microns.
Dry Film Thickness	50 microns.
Curing Time	24 hours (at 20°C)
Minimum Application Temperature	10°C

Shelf life	12 months in unopened container.
Storage	Watco Metal Paint should be stored at a temperature above 10°C and best results are achieved when applied in dry, warm, well-ventilated conditions

Safety Material Safety Data Sheets are available. Watco Metal Paint is flammable and should be used in a well-ventilated area. Food products must be removed during application and cure.

Principle Limitations Lighter colours (e.g. whites, yellows and light greens) may require multiple coats due to lower opacity. Please contact us regarding applications not described here.

Curing Times

	Recoat Time	Touch Dry	Hard Dry
10°C	16 hours	4 hours	48 hours
20°C	3 hours	1 hour	16 hours
30°C	2 hours	30 minutes	10 hours